

MINUTES OF THE 38TH MEETING OF THE MULTI-STAKEHOLDER GROUP (MSG) OF THE UGANDA EXTRACTIVE INDUSTRIES TRANSPARENCY INITIATIVE (UGEITI) HELD ON THURSDAY, 11TH SEPTEMBER 2025 AT PROTEA HOTEL, KAMPALA.

Attendance List

No.	Name	Institution
GOVERNMENT		
1.	Mr. Robert Tugume	Ministry of Energy and Mineral Development (Chair)
2.	Mr. Clovice Bright Irumba	Petroleum Authority of Uganda (PAU)
3.	Mr. Peter Rumanzi	Bank of Uganda (BOU)
4.	Mr. David Sebagala	Ministry of Energy and Mineral Development (MEMD)
5.	Ms. Jane Rose Atwongeire	National Environment Management Authority (NEMA)
6.	Mr. Lawrence Muwonge	Uganda Revenue Authority (URA)
CIVIL SOCIETY ORGANISATIONS		
7.	Mr. Gard Benda	World Voices Uganda (WVU)
8.	Dr. Henry Bazira	Water Governance Institute <i>via zoom</i>
9.	Mr. Sam Mucunguzi	Citizens' Concern Africa
10.	Ms. Winfred Ngabiirwe	Global Rights Alert <i>via zoom</i>
INDUSTRY		
11.	Ms. Ingrid Muhanguzi	CNOOC Uganda Limited
12.	Mr. Noah Obad	Oranto Petroleum Uganda Limited
13.	Mr. Emmanuel Kibirige	Uganda Association of Artisanal & Small-scale Miners
14.	Ms. Emilly Nakamya	Uganda National Oil Company <i>via zoom</i>
INDEPENDENT ADMINISTRATOR TEAM		
15.	Mr. Rached Maleej	Moore Insight
16.	Mr. Samy Mejri	Moore Insight
17.	Mr. Taher Amrouch	Moore Insight
18.	Mr. Malek Zaltni	Moore Insight
UGEITI SECRETARIAT		
19.	Mr. Saul Ongaria	National Coordinator (Secretary)
20.	Ms. Gloria Mugambe	Head of Secretariat <i>via zoom</i>
21.	Ms. Gillian Lawino	Technical Support officer
22.	Mr. Francis Garvin Okello	Administration Officer
23.	Mr. Kanakulya Edwin Kavuma	Compliance Officer
24.	Mr. Dan Denis Agaba	Statistician
25.	Mr. Edgar Mutungi	Finance Officer
26.	Ms. Linda Stacy Nalumu	Communications Assistant
27.	Mr. Ignatius Ariho	Information Technology Assistant
28.	Mr. Stephen Etyang	Field Assistant
29.	Mr. Gordon Muhereza	Office Assistant
30.	Ms. Susan Acom	Office Assistant
31.	Mr. Ham Perez Bwoye	Procurement Assistant
32.	Ms. Gloria Nakimwero	Administrative Assistant
33.	Ms. Gertrude Angom	Monitoring & Evaluation Officer
34.	Ms. Stella Anyait	Secretary

35.	Ms. Victoria Akakikunda	Technical Officer, Communications
36.	Ms. Jackline Ensekiriyo	Research Officer
37.	Mr. Patrick Epulu	Research Officer
OBSERVERS		
38.	Ms. Charlotte Mudoola	Uganda Registration Services Bureau (URSB)
39.	Ms. Magdalene Babirye	Office of the Auditor General
40.	Ms. Emily Kisakye	Office of the Auditor General
41.	Eng. Oscar Olaro	National Planning Authority (NPA)
42.	Mr. Kato Obadiah Anthony	Petroleum Authority of Uganda (PAU)
MEMBERS ABSENT WITH APOLOGY		
1.	Mr. Moses Kaggwa	MSG Chairperson
2.	Mr. John Bosco Bukya	Uganda Association of Artisanal & Small-scale Miners
3.	Ms. Margaret Lomonyang	Karamoja Women's Umbrella Organisation

AGENDA

The Agenda of the meeting was revised to read as follows:

- 1) Welcome and Introductions
- 2) Adoption of the Agenda
- 3) Communication from the Chairperson
- 4) Review and Adoption of the Minutes of the 37th MSG Meeting
- 5) Presentation of the draft 4th UGEITI Report by the Independent Administrator (IA)
- 6) Presentation of Comments on the 4th EITI Report
- 7) Review and Adoption of the 4th EITI Report
- 8) Way Forward

MIN 1.0: WELCOME AND INTRODUCTIONS

- 1.1 The National Coordinator welcomed everyone to the meeting and requested each participant to introduce themselves.
- 1.2 Mr. Robert Tugume, a Government representative, was nominated to preside over the meeting in the absence of the substantive MSG Chairperson.

MIN 2.0: ADOPTION OF THE AGENDA

- 2.1 The meeting Agenda was adopted.

MIN 3.0: COMMUNICATION FROM THE CHAIR

- 3.1 The Chairperson welcomed all members to the 38th MSG meeting and appreciated their commitment to the EITI process. He noted that the meeting marked a key step towards reviewing and approving Uganda's Fourth EITI Report for FY 2022/2023.
- 3.2 He highlighted the key developments from the draft report, including:

R.T.

- a) For the reporting period 2022/2023, overall revenues from the extractive sector increased by 29%, reaching UGX 530.17 billion, contributing 1.13% of total government revenues.
 - b) Mining and quarrying contributed UGX 2.69 trillion to GDP, representing 1.47% of the national economy. While petroleum production was yet to commence, these figures reaffirm the sector's potential in stimulating economic growth and diversification.
 - c) The report underscored persistent challenges such as gaps in data quality, delays in company submissions, and unreconciled discrepancies between reported figures. These weaknesses affected quality assurance and needed to be addressed for Uganda to fully meet EITI requirements.
 - d) Key recommendations were noted, including strengthening beneficial ownership transparency, improving environmental and social disclosures, and enhancing reporting on greenhouse gas emissions.
- 3.3 He thanked the Secretariat, the Independent Administrator, and reporting entities for their collective efforts in compiling the report and called on members to deliberate constructively to ensure its alignment with the EITI Standard.

MIN 4.0: REVIEW AND ADOPTION OF THE MINUTES OF THE 37TH MSG MEETING

- 4.1 Under the Attendance List, *URBS* was corrected to read *URSB* in full for Uganda Registration Services Bureau.
- 4.2 The Minutes of the 37th MSG meeting that was held on 22nd May 2025 were reviewed and adopted as a true record of the proceedings of that meeting.
- 4.3 Matters Arising:
 - a) Under Minute 5.2 a), the MSG reminded the meeting that the work plan had already been approved during the retreat held in Hoima District in May 2025. The MSG therefore advised the Secretariat to instead prepare the annual progress report on the implementation of the EITI work plan.
 - b) Under Minute 6.2, The representative from the Uganda Revenue Authority informed the meeting that the planned MSG visit to Entebbe Customs to witness the process of exporting gold was deferred because it coincided with the Authority's annual revenue collection exercise in June. He requested that the MSG agree on a new date for the visit before the end of September 2025.

R.I

MIN 5.0: PRESENTATION OF THE DRAFT 4TH UGEITI REPORT BY THE INDEPENDENT ADMINISTRATOR (IA)

- 5.1 The presentation was made by members of the IA team and is attached as *Annex B*. The main contents of the presentation were:
- a) A description of the UGEITI reporting process.
 - b) Revenue generated from the Extractive Industries.
 - c) Reconciliation scope.
 - d) Contribution to the economy.
 - e) Production and Exports data.
 - f) Reconciliation results.
 - g) Recommendations of the Financial Year (FY) 2022/2023 EITI report.
- 5.2 The IA informed the meeting that compliance challenges persisted, with several companies failing to submit signed declaration forms by the deadline. Sixteen entities, whose revenues represented 65.3% of sector totals, did not provide complete reporting. This, combined with limited assurance over Government submissions and incomplete financial statements from most companies, posed difficulties for the data assurance process.
- 5.3 Revenue generated from the extractive industries for FY 2022/2023 amounted to UGX 530.17 billion, a 29% increase compared to UGX 411.38 billion in FY 2021/2022. Of this, UGX 230.23 billion came from oil and gas and UGX 299.95 billion from mining.
- 5.4 Despite this increase, unreconciled discrepancies remained high. Adjusted payments declared by companies (UGX 323.60 billion) differed from Government receipts (UGX 472.16 billion) by UGX 148.56 billion, representing 31.5% of reported flows. The discrepancies were mainly due to partially completed templates, late submissions, and revenues from non-extractive activities being included in company declarations.
- 5.5 Out of the 22 companies in the reconciliation scope, only 2 submitted audited financial statements. None of the Government agencies' templates were certified by the Auditor General. Consequently, the IA concluded that reasonable assurance could not be provided that all significant revenues and payments were comprehensively covered for FY 2022/2023.
- 5.6 Recommendations from the Report were as follows:
- a) Strengthen the legal and institutional basis for EITI reporting (Requirement 4.1) by establishing a stronger legal framework to ensure compliance.
 - b) Improve beneficial ownership and contract transparency (Requirements 2.4 and 2.5), including public access to politically exposed persons' data.

- c) Enhance environmental and social expenditure reporting (Requirement 6.1) by making disclosures more systematic and comprehensive.
- d) Improve public disclosure of financial information by reporting entities (Requirement 4.1(c)) through mandatory publication of audited financial statements.
- e) Enhance transparency of project-level capital and operating expenditures (Requirement 4.10), especially around exploration and production costs.
- f) Develop a framework for disclosure of greenhouse gas emissions in the extractive sector (Requirement 3.4) to align with global climate reporting standards.
- g) Follow-up on prior year recommendations to address recurring challenges in data quality, timeliness, and comprehensiveness

MIN 6.0: REACTIONS AND COMMENTS ON THE DRAFT 4TH UGEITI REPORT

6.1 Members made the following comments on the draft 4th UGEITI Report for the Financial Year 2022/2023:

- a) The National Coordinator emphasized that to enhance compliance, the MSG needed to consider establishing a legal framework to back the reporting process. He informed members that although the Minister of Energy and Mineral Development had issued letters to all companies requesting them to submit data for the EITI process, the response had not been fruitful. In addition, because this was the first time for a number of mining companies to participate, some may not have complied because they did not fully understand the requirements.
- b) A member from civil society observed that some companies may not have been adequately appraised about the EITI process. In response, a representative from the Department of Geological Surveys and Mines (DGSM) suggested that UGEITI prepare a sensitisation programme for mining companies and conduct joint outreach visits with his department.
- c) Mr. Rached Maleej advised that UGEITI could fast-track its reporting by preparing two reports at the same time. He explained that reporting in arrears made it difficult to capture data from companies that had closed or whose licences had expired, citing Armour Energy and DGR as examples.
- d) Another member from civil society pointed out that the report reflected zero contributions from NEMA, which he argued could not be accurate. He stressed that the contributions on environmental and social aspects by NEMA had not been captured. He also noted that the report indicated access to electricity at 47%, yet the actual figure at the time had surpassed 57%. In response, the IA clarified that they had already engaged a representative from NEMA, who had committed to making

the necessary corrections. He further assured members that the IA team would revisit all areas of concern that had been highlighted.

- e) He further inquired why Armour Energy had been included in the report yet they had closed and left Uganda. In response, the IA stated that Armour Energy had been included because they were present during the reporting period 2022/2023.
- f) The Head of Secretariat proposed that companies which had indicated that their revenues were not from extractives be excluded from the report. She further requested that companies that had left the country also be excluded since they were not present to engage in the data collection exercise. The IA, however, advised the MSG that the decision to remove such companies rested with them, but highlighted that Requirement 4.1 of the EITI Standard called for the inclusion of all companies with material payments.
- g) A representative from civil society inquired under what circumstances Armour Energy had left Uganda, noting that it was important for this process to be documented. She also emphasized the need to include companies that had not submitted their data so it could be used for future action or reference.
- h) A representative from the Petroleum Authority of Uganda (PAU) informed the meeting that the IA had met with the Authority the previous day, during which PAU, as the mandated authority, decided to update sections of the report in the contextual area where they had oversight, i.e., Greenhouse Gas emissions, Project Costs, National Content, and the Environmental Context. This was to align information, which the PAU team had done with tracked changes. He added that these comments had been shared with the Secretariat and should also be shared with the entire MSG for review.
- i) He further emphasized the importance of producing an accurate report, noting that reconciliation required template submissions from both the Government and the companies. He added that including a company that had not submitted a template did not make sense. Since the IA stated that the MSG had the final authority on which entities should be included, he proposed that, going forward, companies that had not submitted templates should be excluded from the reconciliation scope. The National Coordinator added that it was important for the MSG to understand that a country was not penalized for having a large discrepancy.
- j) The IA informed the MSG that a country could face suspension if a recommendation was repeatedly made without any action taken. The MSG recommended that the Ministry of Finance, Planning, and Economic Development follows up on the EITI legislation to strengthen compliance.

- k) The representative from the Bank of Uganda informed the MSG that he would make changes to the section on the Petroleum Fund and share them with the Secretariat for inclusion in the report.

MIN 7.0: REVIEW AND APPROVAL OF THE FOURTH EITI REPORT


- 7.1 Following the above discussions, the MSG resolved as follows;
- a) Armour Energy (Uganda) SMC Limited and DGR Energy Turaco Uganda SMC Limited be retained in the reconciliation but a clear explanation be included in the report stating that payments could not be reconciled, because their known offices are closed. The Permanent Secretary of the Ministry of Energy and Mineral Development had confirmed in writing that the two no longer held active extractive licences in Uganda.
 - b) MHK General holdings and Uganda Development Corporation (UDC) were to be excluded from the reconciliation but reported through unilateral disclosure. The two had written formal letters giving reasons why they could not avail the required data. The representative from URA also confirmed that according to their system, the amounts paid by the two companies in relation to extractive revenue did not meet the agreed materiality threshold.
 - c) The IA to Share the revised report with the Secretariat by Thursday, 18th September 2025, and the same report be shared with the MSG for review before publication.
- 7.2 The MSG adopted the 4th UGEITI report with all the above amendments.

MIN 8.0: WAY FORWARD

- 8.1 The MSG resolved as follows:
- a) Prepare the annual progress report on the implementation of the EITI Work Plan at the next MSG meeting.
 - b) Visit the Customs Department at Entebbe International Airport to engage on issues relating to gold exports and data reconciliation.
 - c) Follow up on the EITI legislation process to strengthen compliance and provide an update to the MSG.
 - d) Share the final draft of the EITI Report with MSG members for review and comments prior to publication.

ACTION MATRIX

Min No.	Action Point	Resp. Inst./Individual	Timeline	Action Update
4.3 a)	Prepare a progress report on the implementation of the EITI work plan.	Secretariat	Next Meeting	Done. APR is awaiting approval at next MSG meeting.
4.3 b)	Visit Customs Department at Entebbe Airport regarding gold exports.	MSG Representatives	Before Next Meeting	Done. The MSG representatives visited the Customs Department on 6 th October 2025.
6.1 j)	Follow up on the EITI legislation to strengthen compliance.	Secretariat/ MOFPED		Pending.
7.1 c)	Share final draft of the EITI Report with the MSG for review before publication	IA	18 th September	Done.

Signed: 

Chair: 

Secretary _____

Date: 12th February 2026

Date: 12th February 2026



**REMARKS OF THE MSG CHAIRPERSON AT THE 38TH EITI
MULTI-STAKEHOLDER GROUP MEETING HELD ON 11TH
SEPTEMBER 2025, AT IMPERIAL ROYALE HOTEL KAMPALA**

**The Representatives of Government,
The Representatives of Civil Society,
The Representatives of Industry,
Ladies and Gentlemen,**

Good morning,

I take this opportunity to warmly welcome you all to the 38th meeting of the Multi-Stakeholder Group. We are gathered here today to review and, hopefully, approve Uganda's fourth EITI Report, covering the fiscal year 2022/2023. This report represents yet another important milestone in our commitment to transparency and accountability in the governance of Uganda's extractive sector.

Members, the draft report before us highlights several key developments for the reporting period 2022/2023. Overall revenues from the extractive sector increased by 29%, reaching UGX 530.17 billion, contributing 1.13% of total Government revenues. With production still pending in the petroleum sector, mining and

quarrying contributed UGX 2.69 trillion to GDP (1.47% of the national economy). Importantly, the report draws our attention to persistent challenges in data quality, delayed reporting by companies, and unreconciled discrepancies, alongside key recommendations to strengthen beneficial ownership transparency, environmental reporting, and disclosure of greenhouse gas emissions.

Today's discussions are therefore critical. As members of the MSG, it is our responsibility to ensure that the report comprehensively reflects the realities of Uganda's extractive sector, aligns with the EITI Standard, and supports ongoing reforms in governance, transparency, and accountability.

I wish to thank the Secretariat, the Independent Administrator, the reporting entities, and civil society for their collective efforts in compiling this report. Let us approach today's meeting with constructive deliberations that both define the EITI process and enable the successful publication of Uganda's fourth EITI report.

With those remarks, I wish you all fruitful deliberations.

Draft UGEITI Report 2022/23

WELCOME TO LA8001

Contents



1. The UGEITI reporting process



2. Revenue Generated from the Extractive Industries



3. Reconciliation scope



4. Contribution to the economy




5. Production and exports data



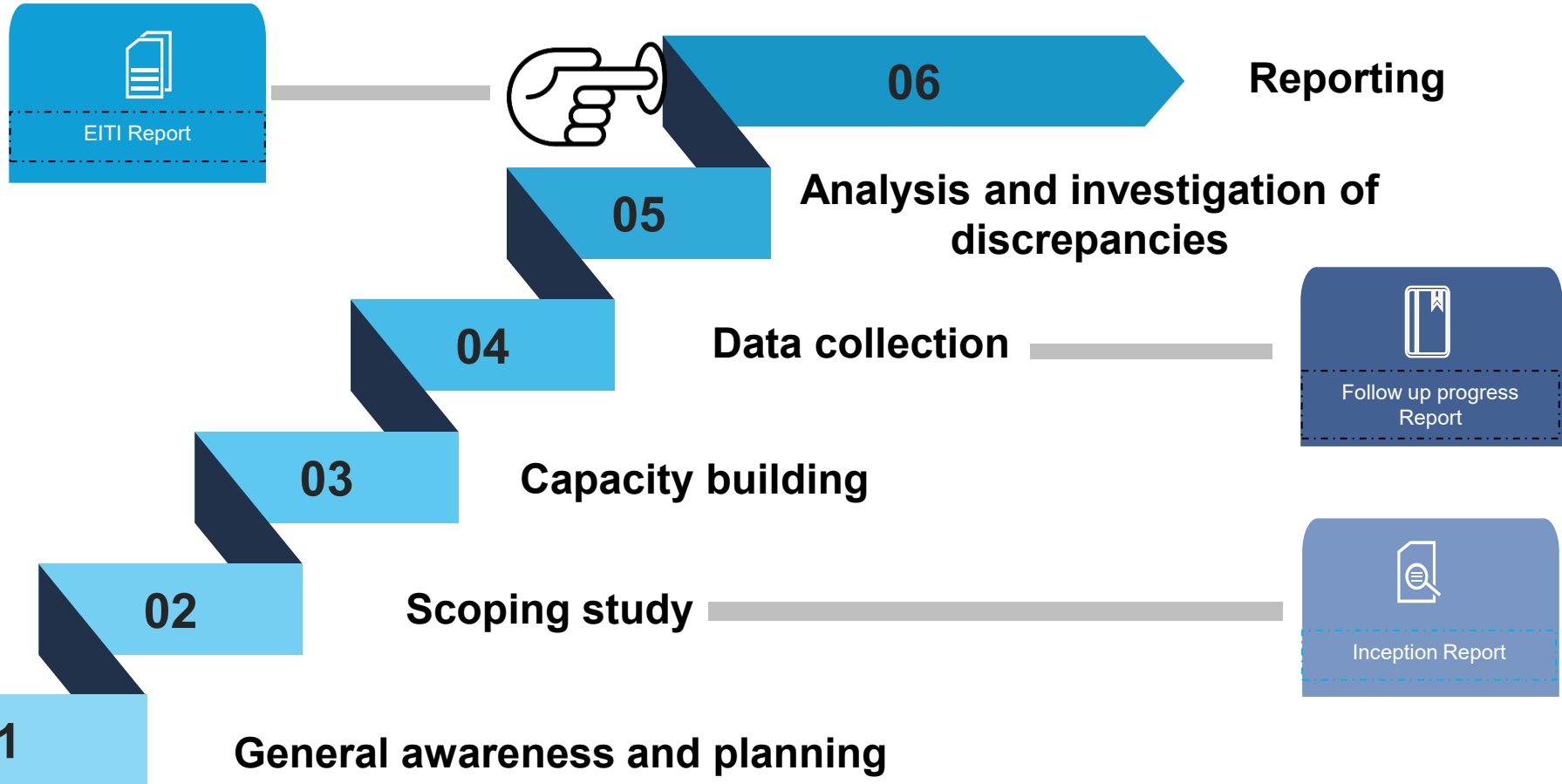
6. Reconciliation results



7. Recommendations



The UGEITI reporting process



Contents



1. The UGEITI reporting process



2. Revenue Generated from the Extractive Industries



3. Reconciliation scope



4. Contribution to the economy




5. Production and exports data



6. Reconciliation results



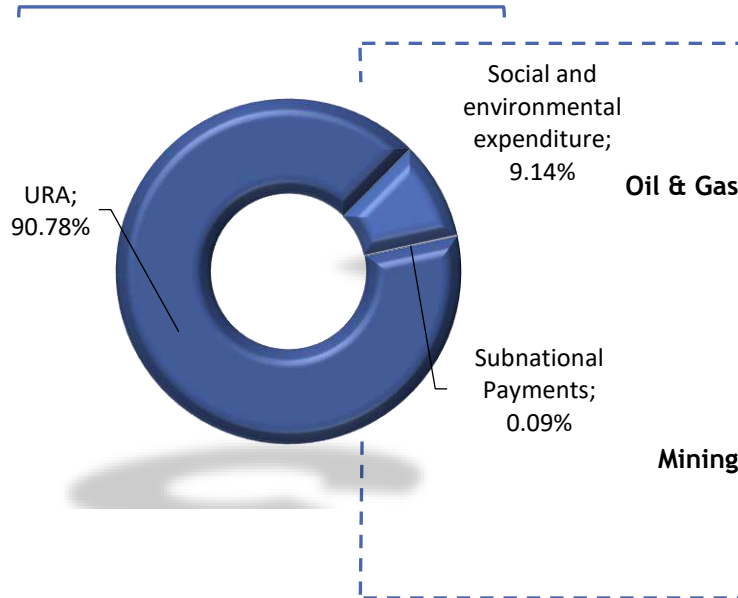
7. Recommendations



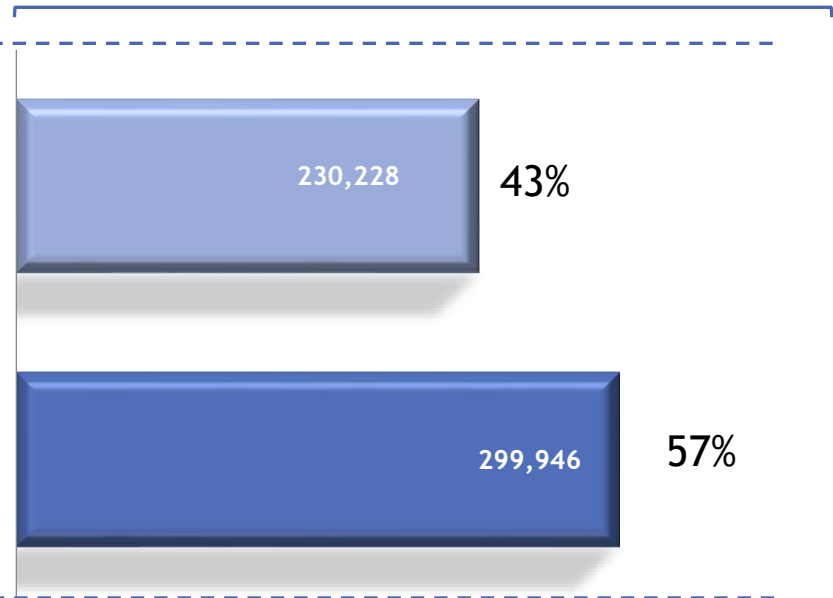
Revenue Generated from the Extractive Industries



Revenues from extractive sector
UGX 530,174 million



Contribution by sector
UGX 530,174 million

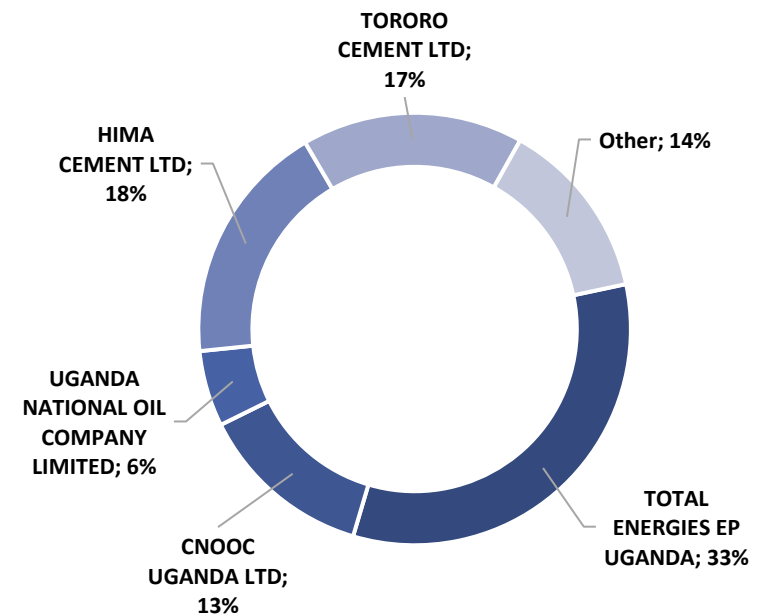


Revenue Generated from the Extractive Industries



Top 5 companies

Company	Revenues FY2021-22	Revenues FY2022-23	VAR in%	Contribution %
TOTAL ENERGIES EP UGANDA	124,192	174,566	41%	33%
CNOOC UGANDA LTD	34,806	69,444	100%	13%
UGANDA NATIONAL OIL COMPANY LIMITED	-	30,090	-	6%
HIMA CEMENT LTD	3,594	96,425	2583%	18%
TORORO CEMENT LTD	91	87,846	96434%	17%
Other	226,573	22,558	-71%	14%
Total	411,379	530,174	28%	100%

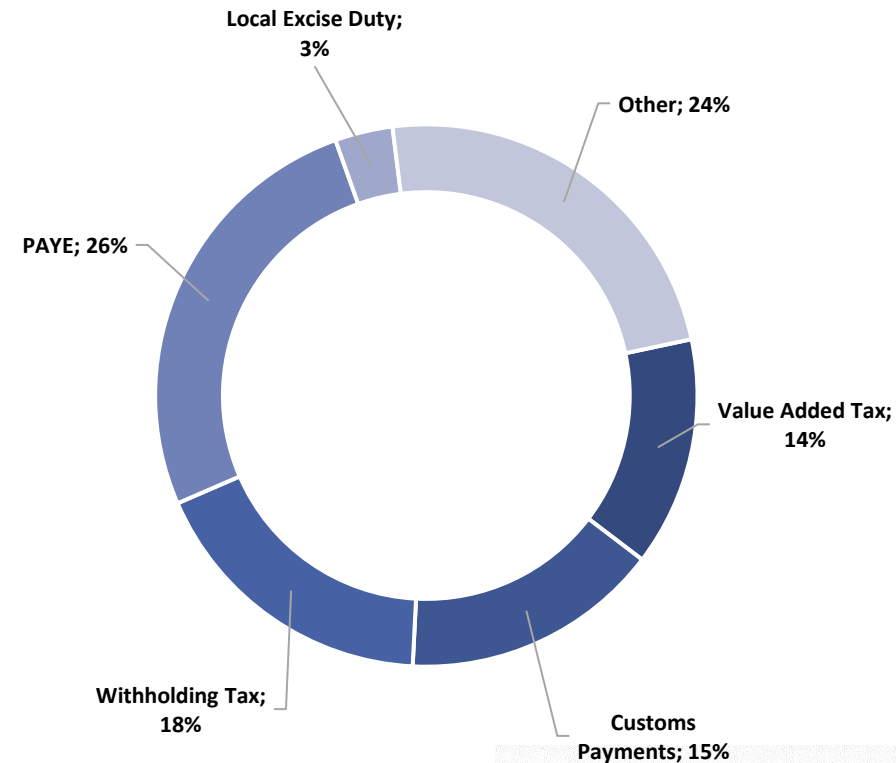


Revenue Generated from the Extractive Industries



Top 5 payment streams

Payment stream	Revenues FY 2021-22	Revenues FY 2022-23	VAR in %	Contribution %
Value Added Tax	66,428	72,525	9%	14%
Customs Payments	70,951	81,959	16%	15%
Withholding Tax	97,940	93,782	-4%	18%
PAYE	133,732	138,200	3%	26%
Local Excise Duty	8,167	18,248	123%	3%
Other	34,161	125,460	267%	24%
Total	411,379	530,174	29%	100%



Contents



1. The UGETI reporting process



2. Revenue Generated from the Extractive Industries



3. Reconciliation scope



4. Contribution to the economy




5. Production and exports data



6. Reconciliation results









7. Recommendations




Reconciliation scope



List of companies for Oil sector

N°		Name of Petroleum Company(ies)
1		TOTALENERGIES EP UGANDA
2		CNOOC UGANDA LTD
3		UGANDA NATIONAL OIL COMPANY LIMITED
4		ORANTO PETROLEUM LIMITED
5		ARMOUR ENERGY (UGANDA) -SMC LIMITED
6		DGR ENERGY TURACO UGANDA- SMC LIMITED

Reconciliation scope



List of companies for mining and quarrying sectors

N°	Taxpayer Name
1	TORORO CEMENT LTD
2	HIMA CEMENT LTD
3	NATIONAL CEMENT COMPANY UGANDA LIMITED
4	MOTA ENGIL ENGENHARIA E CONSTRUCAO AFRICA , SA
5	HUA HUI INTERNATIONAL GROUP COMPANY LIMITED
6	METRO CEMENT LIMITED
7	DIAMOND STEEL UGANDA LIMITED
8	WAGAGAI MINING U LIMITED
9	SINO MINERALS INVESTMENTS COMPANY LIMITED
10	MHK GENERAL AGENCIES LIMITED
11	GEMS INTERNATIONAL LIMITED
12	KAMPALA CEMENT CO. LIMITED
13	DIRECT REDUCED IRON (DRI) LIMITED
14	UGANDA DEVELOPMENT CORPORATION
15	RWENZORI RARE METALS LTD.
16	AUC MINING (UGANDA) LIMITED

Reconciliation scope



List of government agencies

N°	Government Agency	Proposed Scope
1	Uganda Revenue Authority (URA)	Retained in the reconciliation scope
2	Uganda National Oil Company (UNOC)	Unilateral disclosure
3	Petroleum Authority of Uganda (PAU)	Unilateral disclosure
4	Petroleum Exploration, Development and Production Department (PEDPD)	Unilateral disclosure
5	Mines Department (MD)	Unilateral disclosure
6	Uganda Registration Services Bureau (URSB)	Unilateral disclosure

Reconciliation scope



Comprehensiveness

Government Agencies

All government agencies submitted their declaration forms.

Extractive entities

Out of the 22 companies included in the reconciliation scope, twelve (12) did not submit their declaration forms. The revenues reported by the URA for these companies represent 27,47% of the extractive sector's total revenues.

Given the observations outlined above, we cannot conclude with reasonable assurance that the EITI data presented comprehensively covers all significant revenues and payments from the extractive sector in Uganda for the year 2022-2023.

Reconciliation scope



N°	TIN	Name of Petroleum Company(ies)	Submission of Reporting Template
1	1000171284	TOTALENERGIES EP UGANDA	✓
2	1000491360	CNOOC UGANDA LTD	✓
3	1008571187	UGANDA NATIONAL OIL COMPANY LIMITED	✓
4	1013866034	ORANTO PETROLEUM LIMITED	✓
5	1013813319	ARMOUR ENERGY (UGANDA) -SMC LIMITED	✗
6	1028063230	DGR ENERGY TURACO UGANDA- SMC LIMITED	✗
7	1000024790	TORORO CEMENT LTD	✓
8	1000028511	HIMA CEMENT LTD	✗
9	1002647366	NATIONAL CEMENT COMPANY UGANDA LIMITED	✓
10	1003538323	MOTA ENGIL ENGENHARIA E CONSTRUCAO AFRICA , SA	✓
11	1014335942	HUA HUI INTERNATIONAL GROUP COMPANY LIMITED	✗
12	1009753489	METRO CEMENT LIMITED	✗
13	1000144942	DIAMOND STEEL UGANDA LIMITED	✗
14	1010924286	WAGAGAI MINING U LIMITED	✓
15	1000850391	SINO MINERALS INVESTMENTS COMPANY LIMITED	✓
16	1000032743	MHK GENERAL AGENCIES LIMITED	✗
17	1009526744	GEMS INTERNATIONAL LIMITED	✗
18	1001365592	KAMPALA CEMENT CO. LIMITED	✓
19	1009615135	DIRECT REDUCED IRON (DRI) LIMITED	✗
20	1000443250	UGANDA DEVELOPMENT CORPORATION	✗
21	1013373236	RWENZORI RARE METALS LTD.	✗
22	1000063355	AUC MINING (UGANDA) LIMITED	✗

Reconciliation scope



Data quality and assurance

Government Agencies

In line with the agreement of the UGEITI MSG, only URA's declaration forms were signed by a senior official. However, none of the declaration forms were certified by the Auditor General (AG).

Extractive entities

Only five (5) companies submitted declaration forms signed by an authorised management-level officer: Uganda National Oil Company Limited, Oranto Petroleum Limited, Tororo Cement Ltd, Mota Engil Engenharia e Construcao Africa, S.A., and Wagagai Mining U Limited.

The revenues reported by Government Agencies for companies whose reporting templates were not signed by management represent 65.74% of the extractive sector's revenues.

Based on this, we cannot conclude that the revenues included in this report were subject to a credible, independent audit in line with international auditing standards.

Reconciliation scope



N°	TIN	Name of Petroleum Company(ies)	Signed Reporting Template
1	1000171284	TOTALENERGIES EP UGANDA	✗
2	1000491360	CNOOC UGANDA LTD	✗
3	1008571187	UGANDA NATIONAL OIL COMPANY LIMITED	✓
4	1013866034	ORANTO PETROLEUM LIMITED	✓
5	1013813319	ARMOUR ENERGY (UGANDA) -SMC LIMITED	✗
6	1028063230	DGR ENERGY TURACO UGANDA- SMC LIMITED	✗
7	1000024790	TORORO CEMENT LTD	✓
8	1000028511	HIMA CEMENT LTD	✗
9	1002647366	NATIONAL CEMENT COMPANY UGANDA LIMITED	✗
10	1003538323	MOTA ENGIL ENGENHARIA E CONSTRUCAO AFRICA , SA	✓
11	1014335942	HUA HUI INTERNATIONAL GROUP COMPANY LIMITED	✗
12	1009753489	METRO CEMENT LIMITED	✗
13	1000144942	DIAMOND STEEL UGANDA LIMITED	✗
14	1010924286	WAGAGAI MINING U LIMITED	✓
15	1000850391	SINO MINERALS INVESTMENTS COMPANY LIMITED	✗
16	1000032743	MHK GENERAL AGENCIES LIMITED	✗
17	1009526744	GEMS INTERNATIONAL LIMITED	✗
18	1001365592	KAMPALA CEMENT CO. LIMITED	✗
19	1009615135	DIRECT REDUCED IRON (DRI) LIMITED	Partially
20	1000443250	UGANDA DEVELOPMENT CORPORATION	✗
21	1013373236	RWENZORI RARE METALS LTD.	✗
22	1000063355	AUC MINING (UGANDA) LIMITED	✗

Contents



1. The UGETI reporting process



2. Revenue Generated from the Extractive Industries



3. Reconciliation scope



4. Contribution to the economy




5. Production and exports data



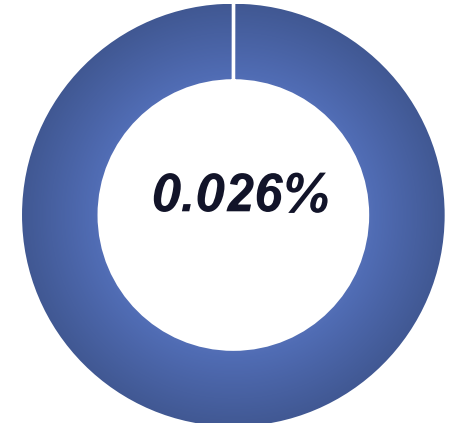
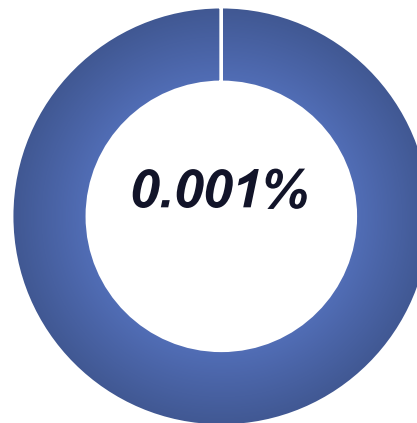
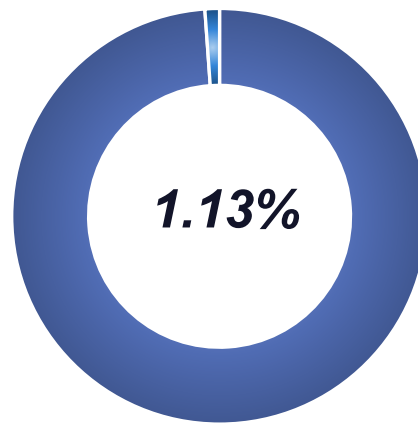
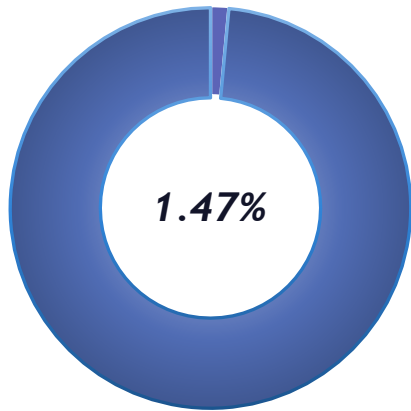
6. Reconciliation results




7. Recommendations



Contribution to the economy



- Contribution of the mining sector to GDP
- The extractive industries' contribution to the General Government revenues
- The extractive industries' contribution to the country's exports
- The extractive industries' contribution to the Country's total employment



Contents



1. The UGEITI reporting process



2. Revenue Generated from the Extractive Industries



3. Reconciliation scope



4. Contribution to the economy




5. Production and exports data



6. Reconciliation results



7. Recommendations





Production data



During the fiscal year 2022-23, the oil and gas sector remained in the exploration and pre-production stage.



mineral	Value of the production (in UGX)	%
Limestone	97,528,939,000	39.25%
Iron Ore	91,136,918,400	36.68%
Vermiculite	21,743,255,800	8.75%
Pozzolana	18,790,381,500	7.56%
Syenitic Aggregate	5,580,493,300	2.25%
Wolfram	4,538,419,100	1.83%
Volcanic Ash	4,295,247,800	1.73%
Kaolin	2,260,829,100	0.91%
Marble	1,673,205,500	0.67%
Gold	702,102,300	0.28%
Feldspar	173,420,600	0.07%
Dimension Stone	26,646,000	0.01%
Granite	7,129,500	0.00%
Other	-	-
Total	248,456,987,900	100.00%

Company	Value in UGX	%
Sino Minerals Investments Company Limited	79,371,592,750.15	32%
Hima Cement Limited	72,265,640,659.34	29%
Tororo Cement Limited	40,765,702,201.88	16%
Namekara Mining Company Ltd	21,743,255,800.00	9%
Great Lakes Iron and Steel Company Limited	7,800,723,838.21	3%
OSCAR CHRISPUS BAMUSEDE	6,185,000,164.32	2%
KI3R Minerals Limited	4,519,649,849.72	2%
Gems International Limited	4,295,247,800.00	2%
ASMs	3,940,091,513.41	2%
Abasi Balinda Transporters Limited	2,070,714,731.20	1%
National Cement Company Uganda Limited	1,401,849,749.53	1%
Other	4,097,518,842.22	2%
Total	248,456,987,900	100%

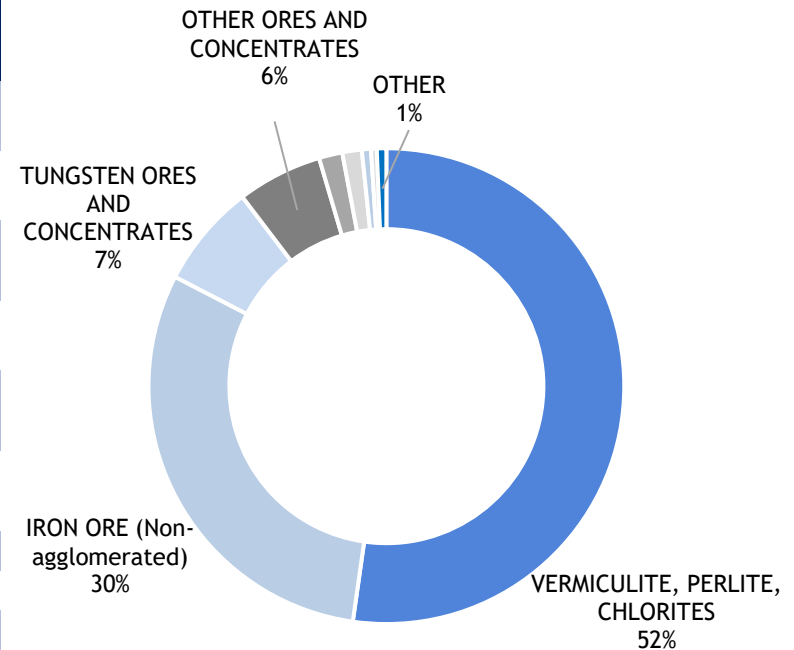
Exports data



Mining sector

Mineral Type	Quantity (Kg)	Value (in UGX)	Contribution %
Vermiculite, Perlite, Chlorites	19,551,630	17,562,848,709	52.26%
IRON ORE (Non-Agglomerated)	74,386,028	10,197,367,280	30.34%
Tungsten Ores And Concentrates	90,400	2,369,788,568	7.05%
Other Ores And Concentrates	1,231,000	1,944,527,081	5.79%
Marble Blocks (Rectangular Shape)	575,859	534,749,301	1.59%
Tantalum/Vanadium/Niobium Ores	21,890	444,337,007	1.32%
Raw Salt	238,205	208,062,741	0.62%
Sulphur	169,250	130,000,752	0.39%
Other	300,764	217,160,388	0.65%
Total	96,565,026	33,608,841,827	100%

Source: UKA



Contents



1. The UGETI reporting process



2. Revenue Generated from the Extractive Industries



3. Reconciliation scope



4. Contribution to the economy




5. Production and exports data



6. Reconciliation results



7. Recommendations



Reconciliation results



No.	Company	Templates originally lodged			Adjustments			Final amounts		
		Extractive company (a)	Government (b)	Difference (c) = (a - b)	Extractive company (d)	Government (e)	Difference (f) = (c-d)	Extractive company (g) = (a+d)	Government (h) = (b+e)	Difference (i) = (g-h)
1	TOTALENERGIE S EP UGANDA	130,051	130,297	(246)	-	-	-	130,051	130,297	(246)
2	CNOOC UGANDA LTD	66,146	65,465	681	-	-	-	66,146	65,465	681
3	UGANDA NATIONAL OIL COMPANY LIMITED	33,292	30,090	3,201	(2,978)	-	(2,978)	30,313	30,090	223
4	ORANTO PETROLEUM LIMITED	1,977	1,961	16	(16)	-	(16)	1,961	1,961	-
5	ARMOUR ENERGY (UGANDA) SMC LIMITED	-	1,251	(1,251)	-	-	-	-	1,251	(1,251)
6	DGR ENERGY TURACO UGANDA- SMC LIMITED	-	1,163	(1,163)	-	-	-	-	1,163	(1,163)
7	TORORO CEMENT LTD	275,636	286,321	(10,685)	(191,279)	(198,761)	7,482	84,357	87,561	(3,204)
8	HIMA CEMENT LTD	-	96,425	(96,425)	-	-	-	-	96,425	(96,425)

Reconciliation results



No.	Company	Templates originally lodged			Adjustments			Final amounts		
		Extractive company (a)	Government (b)	Difference (c) = (a - b)	Extractive company (d)	Government (e)	Difference (f) = (c-d)	Extractive company (g) = (a+d)	Government (h) = (b+e)	Difference (i) = (g-h)
9	NATIONAL CEMENT COMPANY UGANDA LIMITED	69,690	69,290	400	(66,121)	(65,623)	(498)	3,569	3,667	(98)
10	MOTA ENGIL ENGENHARIA E CONSTRUCAO AFRICA , SA	13,514	19,330	(5,815)	(13,513)	(19,325)	5,812	1	4	(3)
11	HUA HUI INTERNATIONAL GROUP COMPANY LIMITED	-	15,897	(15,897)	-	-	-	-	15,897	(15,897)
12	METRO CEMENT LIMITED	-	9,662	(9,662)	-	-	-	-	9,662	(9,662)
13	DIAMOND STEEL UGANDA LIMITED	-	9,516	(9,516)	-	-	-	-	9,516	(9,516)
14	WAGAGAI MINING U LIMITED	3,724	4,015	(291)	-	-	-	3,724	4,015	(291)
15	SINO MINERALS INVESTMENTS COMPANY LIMITED	3,416	3,416	#VALUE!	-	-	-	3,416	3,416	-

Reconciliation results



No.	Company	Templates originally lodged			Adjustments			Final amounts		
		Extractive company (a)	Government (b)	Difference (c) = (a - b)	Extractive company (d)	Government (e)	Difference (f) = (c-d)	Extractive company (g) = (a+d)	Government (h) = (b+e)	Difference (i) = (g-h)
16	MHK GENERAL AGENCIES LIMITED	-	2,863	(2,863)	-	-	-	-	2,863	(2,863)
17	GEMS INTERNATIONAL LIMITED	-	2,783	(2,783)	-	-	-	-	2,783	(2,783)
18	KAMPALA CEMENT CO. LIMITED	3,653	2,626	1,027	(3,587)	(2,575)	(1,012)	65	51	14
19	DIRECT REDUCED IRON (DRI) LIMITED	-	2,244	(2,244)	-	-	-	-	2,244	(2,244)
20	UGANDA DEVELOPMENT CORPORATION	-	1,998	(1,998)	-	-	-	-	1,998	(1,998)
21	RWENZORI RARE METALS LTD.	-	934	(934)	-	-	-	-	934	(934)
22	AUC MINING (UGANDA) LIMITED	-	895	(895)	-	-	-	-	895	(895)
Total		601,099	758,444	(157,345)	(277,495)	(286,284)	8,789	323,604	472,159	(148,556)

Reconciliation results



Adjustments

Adjustments to Extractive entities' templates

Adjustments to extractive company payments	Total Amount (in UGX)
Tax related to activity other than extractive	(274,501,031,518)
Tax paid on other identification number	(2,978,427,237)
Tax paid reported but outside the period covered	(15,603,852)
Total added/deducted to amounts originally reported	(277,495,062,607)

Adjustments to Government Agency templates

Adjustments to Government payments	Amount (in UGX)
Tax related to activity other than extractive	(286,284,418,609)
Total added/deducted to amounts originally reported	(286,284,418,609)

Reconciliation results



Reconciled discrepancies

Reasons for differences	Amount (in UGX)
Reporting template not submitted by the extractive company	(145,632,541,381)
Tax not reported by the extractive company	(2,286,318,169)
Receipts not reported by the extractive company	(2,181,454,042)
Tax not reported by the Government Agency	921,674,470
Receipts not reported by the Government Agency	623,688,733
Not material difference	(958,433)
Total	(148,555,908,822)

Contents



1. The UGETI reporting process



2. Revenue Generated from the Extractive Industries



3. Reconciliation scope



4. Contribution to the economy




5. Production and exports data



6. Reconciliation results



7. Recommendations



Recommendations



N°	Recommendations
1	Strengthen the Legal and Institutional Basis for EITI Reporting (EITI Requirement 4.1)
2	Improve Beneficial Ownership and Contract Transparency (EITI Requirement 2.4 and 2.5)
3	Enhance Environmental and Social Expenditure Reporting (EITI Requirement 6.1)
4	Improve Public Disclosure of Financial Information by Reporting Entities (EITI Requirement 4.1(c))
5	Enhance Transparency of Project-Level Capital and Operating Expenditures (EITI Requirement 4.10)
6	Develop a Framework for Disclosure of Greenhouse Gas Emissions in the Extractive Sector (EITI Requirement 3.4)



**Thank you for your
attention**

attention

thank you for your